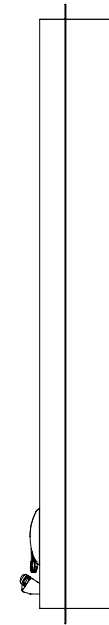
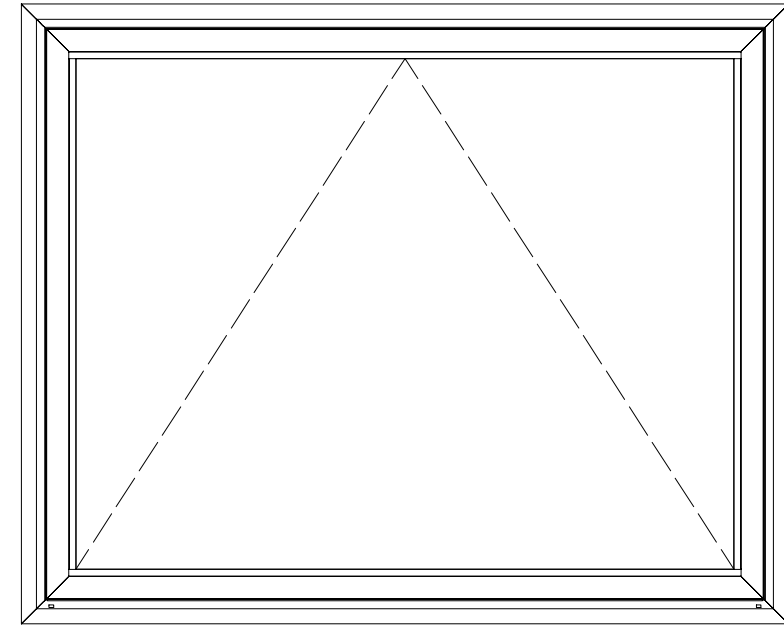


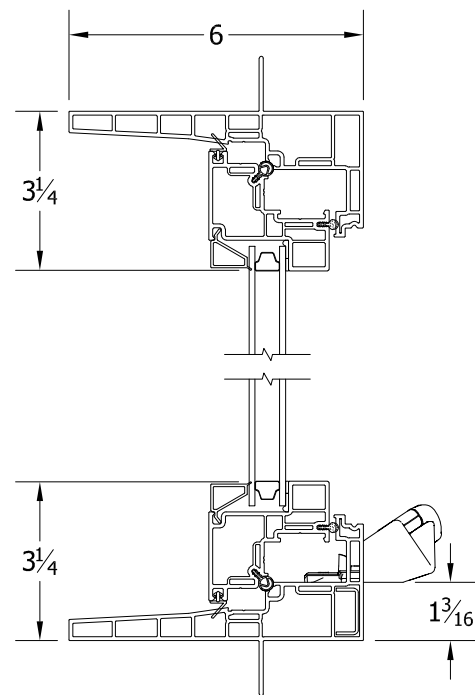
INTERIOR
SCALE 1/16



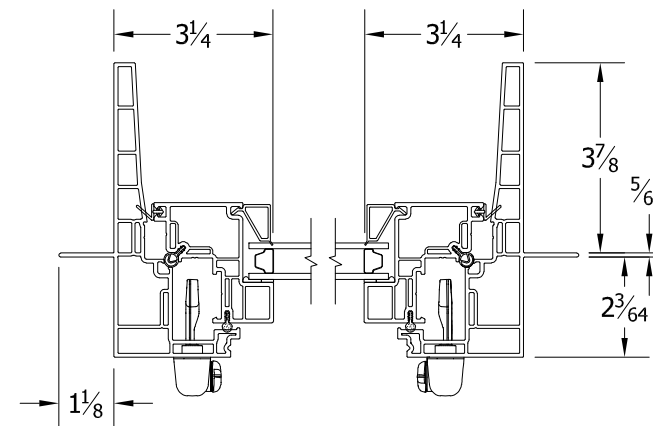
JAMB
SCALE 1/16



EXTERIOR
SCALE 1/16



SECTION A-A
SCALE 1 / 4



SECTION B-B
SCALE 1 / 4

TOLERANCE DECIMAL X.X ± 0.100 X.XX ± 0.025 X.XXX ± 0.005 FRACTIONAL X/X ± 1/32 ANGULAR X ± 1.0° X.X ± 0.2°	DRAWN	0poutre	12/06/2022	
	CHECKED			
	APPROVED			
	SIZE	B	SCALE 1/16	SHEET 1 of 1
	PRODUCT FAMILY	511 ENDURANCE		
PROJECT				



3420 E Ferry Ave. Spokane, WA 99202 • www.vpiwindows.com
THIS DOCUMENT IS PROPRIETARY AND CONFIDENTIAL. NO PART OF THIS DOCUMENT MAY BE DISCLOSED IN ANY MANNER TO A THIRD PARTY WITHOUT THE PRIOR WRITTEN CONSENT BY VPI QUALITY WINDOWS.

SHEET
AWNING LAYOUT

REV